

# MOTHER MEERA DARSHAN

BEFORE you leave home

REMINDER

Once seated in the DARSHAN HALL



**TICKET**

**Print your Ticket**  
Bring it with you

Come with washed hair

Dress respectfully

No gifts or flowers

Check-in opens 1 hour prior to Darshan

Talk to a volunteer if you need a chair for Darshan







**Maintain silence**

Turn off cell phone & devices. No photos no recordings

Remove shoes before entering the Darshan line  
Store shoes under chair

Remain seated until your row is called

**Key Points:**

Keep moving forward in line

Keep eyes open in line for Darshan



**KNEEL**

OR

**CHAIR**

**Key Points:**

Sit in reserved seating section if you want to sit in a chair for Darshan

## STEP 1



Kneel or sit on the floor  
**Lower your head**  
so Mother can reach it easily

## STEP 2



When Mother releases your head  
**Look into Mother's eyes**

## STEP 3

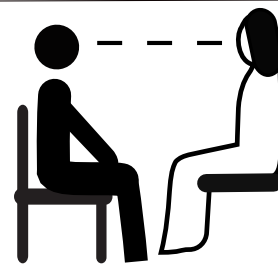


When Mother lowers her head  
**stand up** and return to your seat


**Chair Darshan**



If you cannot kneel or sit on the floor, you may receive Darshan **in a chair**







When Mother releases your head  
**Look into Mother's eyes**



When Mother lowers her head  
**stand up** and return to your seat

## Return to seat

Walk the shortest route **back to seat**

Maintain **silence**

only **1 Darshan** per day

## Final Blessing



Mother brings down the Light at the end of Darshan